

Approval body for construction products
and types of construction

Bautechnisches Prüfamt

An institution established by the Federal and
Laender Governments



European Technical Assessment

ETA-20/0727
of 9 November 2020

English translation prepared by DIBt - Original version in German language

General Part

Technical Assessment Body issuing the
European Technical Assessment:

Deutsches Institut für Bautechnik

Trade name of the construction product

Hexstone screw anchor Ankerbolt

Product family
to which the construction product belongs

Fasteners for use in concrete for
redundant non-structural systems

Manufacturer

Hexstone Limited
Opal Way
Stone Business Park, Stone
STAFFORDSHIRE ST 15 OSW
GROSSBRITANNIEN

Manufacturing plant

JCP Plant Taiwan

This European Technical Assessment
contains

14 pages including 3 annexes which form an integral part
of this assessment

This European Technical Assessment is
issued in accordance with Regulation (EU)
No 305/2011, on the basis of

EAD 330747-00-0601, Edition 6/2018

The European Technical Assessment is issued by the Technical Assessment Body in its official language. Translations of this European Technical Assessment in other languages shall fully correspond to the original issued document and shall be identified as such.

Communication of this European Technical Assessment, including transmission by electronic means, shall be in full. However, partial reproduction may only be made with the written consent of the issuing Technical Assessment Body. Any partial reproduction shall be identified as such.

This European Technical Assessment may be withdrawn by the issuing Technical Assessment Body, in particular pursuant to information by the Commission in accordance with Article 25(3) of Regulation (EU) No 305/2011.

Specific Part

1 Technical description of the product

The Hexstone screw anchor Ankerbolt is an anchor made of galvanised or stainless steel of size 6. The anchor is screwed into a predrilled cylindrical drill hole. The special thread of the anchor cuts an internal thread into the member while setting. The anchorage is characterised by mechanical interlock in the special thread.

The product description is given in Annex A.

2 Specification of the intended use in accordance with the applicable European Assessment Document

The performances given in Section 3 are only valid if the anchor is used in compliance with the specifications and conditions given in Annex B.

The verifications and assessment methods on which this European Technical Assessment is based lead to the assumption of a working life of the anchor of at least 50 years. The indications given on the working life cannot be interpreted as a guarantee given by the producer, but are to be regarded only as a means for choosing the right products in relation to the expected economically reasonable working life of the works.

3 Performance of the product and references to the methods used for its assessment

3.1 Safety in case of fire (BWR 2)

Essential characteristic	Performance
Reaction to fire	Class A1
Resistance to fire	See Annex C 3 and C 4

3.2 Safety in use (BWR 4)

Essential characteristic	Performance
Characteristic resistance to tension load (static and quasi-static loading)	See Annex B 2 and C 1
Characteristic resistance to shear load (static and quasi-static loading)	See Annex C 2
Durability	See Annex B 1

4 Assessment and verification of constancy of performance (AVCP) system applied, with reference to its legal base

In accordance with European Assessment Document EAD No. 330747-00-0601, the applicable European legal act is: [97/161/EC].

The system to be applied is: 2+

5 Technical details necessary for the implementation of the AVCP system, as provided for in the applicable European Assessment Document


Technical details necessary for the implementation of the AVCP system are laid down in the control plan deposited with Deutsches Institut für Bautechnik.

Issued in Berlin on 9 November 2020 by Deutsches Institut für Bautechnik


Dipl.-Ing. Beatrix Wittstock
Head of Section

beglaubigt:
Baderschneider

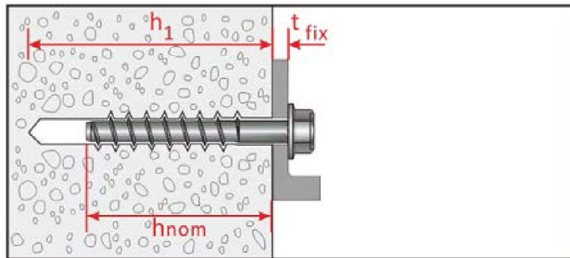
Product in the installed condition



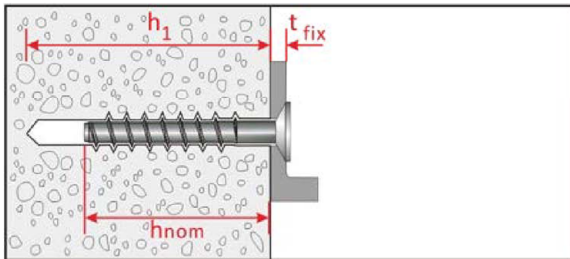
Steel 10B21



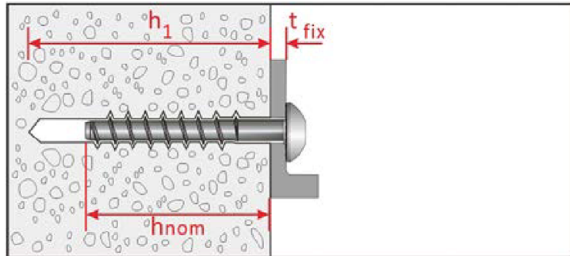
Stainless steel A2 /A4



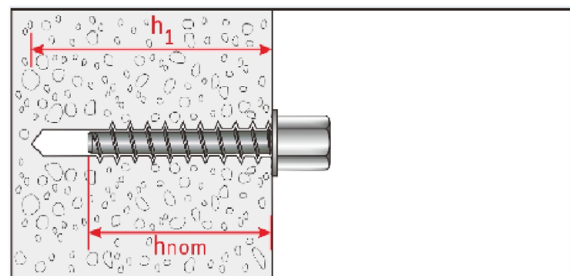
Hexagon Head : SK-H, SK -HF
10B21 (SK6)
A4 (SK6, SK8)
A2 (SK8)



Countersunk Head : SK-C
10B21 (SK6)
A4 (SK6)



Pan Head : SK-P
10B21 (SK6)
A4 (SK6)



















Internal Thread : SK-I
10B21 (SK6-M8, SK6-M10,
SK6-M8/M10)

Hexstone screw anchor Ankerbolt

Product description
Installed condition

Annex A1

Table A1: Materials and screw types

Name	Material							
Screw anchor	Head marking		material					
	SK		Steel 10B21 acc. To SAE-J403 zinc coating: electro plated (> 5 µm) or mechanical plated (> 30 µm)					
	SK A4		Stainless steel 1.4401, 1.4404 (both A4)					
	SK A2		Stainless steel 1.4301					
	Anchor size / head types			SK 6		SK 8		
				-H -HF -C -P -I	-H -HF	-C -P	-H -H	
	material			10B21	A4		A2	A4
Nominal value of the characteristic yield strength		f _{yk}	N/mm ²	780	640	432	640	640
Nominal value of the characteristic teisile strength		f _{uk}	N/mm ²	870	800	540	800	800
Elongation at rapture		A _s	[%]	≤ 8				
   			Hexagon washer head					
			1) SK-H size 6 (10B21 steel) 2) SK-H A4 size 6,8 (stainless A4) 3) SK-H A2 size 8 (stainless A2)					
  			Hexagon washer head					
			3) SK-HF size 6 (10B21 steel) 4) SK-HF A4 size 6 (stainless A4)					
  			Countersunk head					
			5) SK-C size 6 (10B21 steel) 6) SK-C A4 size 6 (stainless A4)					
  			Pan head					
			7) SK-P size 6 (10B21 steel) 8) SK-P A4 size 6 (stainless A4)					
  			Internal thread head (10B21 steel)					
			9) SK-I size 6 with internal thread M8 or M10 10) SK-I size 6 with internal thread M8 and M10					

Hexstone screw anchor Ankerbolt

Product description
Materials and screw types

Annex A2

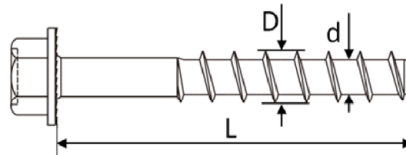
Table A2: Dimensions and markings

Anchor size			SK 6				SK 8		
Head type			H, HF, P	C	H, HF, P	C	I	H	H
Material			Steel 10B21		Stainless A4		Steel 10B21	Stainless A2	Stainless A4
Nominal Embedment depth	h_{nom}	[mm]	55		70		55	52	52
Length of anchor	min L	[mm]	60	65	75	80	57	55	55
	max L	[mm]	140				57	150	
Thread diameter	D	[mm]	7,5				9,9		
Shaft diameter	d	[mm]	5,5				7,4		
Thread pitch	p	[mm]	4,45				5,8		

Steel
10B21



Head marking:
Identifying mark of producer: SK
Nominal size: e.g. 6mm
Length L: 70mm

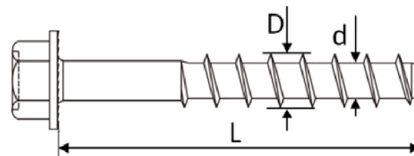


Reverse Locking
Serrations

Stainless Steel
A4



Head marking:
Identifying mark of producer: SK
Nominal size: e.g. 6mm
Length L: 85mm
Material: A4

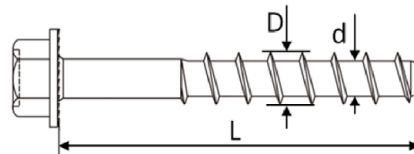


Reverse Locking
Serrations

Stainless Steel
A2



Head marking:
Identifying mark of producer: SK
Nominal size: e.g. 8mm
Length L: 65mm
Material: A2



Reverse Locking
Serrations

Hexstone screw anchor Ankerbolt

Product description
Dimensions and markings

Annex A3

Specifications of Intended use

Anchorage subject to:

- Static and quasi-static loads:
- Used only for multiple use for non-structural application.
- Fire exposure: only for concrete C20/25 to C50/60.

Base materials:

- Compacted reinforced or unreinforced normal weight concrete without fibres according to EN 206:2013,
- Strength classes C20/25 to C50/60 according to EN 206:2013,
- Non-cracked or cracked concrete: all sizes.

Use conditions (Environmental conditions)

- Anchorages subject to dry internal conditions. (zinc plated steel and stainless steel)
- Anchorages subject to external atmospheric exposure (including industrial and marine environment) or exposure in permanently damp internal conditions if no particular aggressive conditions exist. (only stainless steel with marking A4)

Note: Particular aggressive conditions are e.g. permanent, alternating immersion in seawater or the splash zone of seawater, chloride atmosphere or indoor swimming pools or atmosphere with extreme chemical pollution (e.g. in desulphurization plants or road tunnels where de-icing materials are used)

Design:

- Anchorages are designed under the responsibility of an engineer experienced in anchorages and concrete work.
- Verifiable calculation notes and drawings are prepared taking account of the loads to be anchored. The position of the anchor is indicated on the design drawings (e. g. position of the anchor relative to reinforcement or to supports, etc.).
- Anchorages are designed in accordance with EN 1992-4:2018 Design method A and Technical Report TR 055

Installation:

- Hammer drilling only: all sizes and all embedment depths.
- Anchor installation carried out by appropriately qualified personnel and under the supervision of the person responsible for technical matters of the site.
- In case of aborted hole: new drilling at a minimum distance away of twice the depth of the aborted hole or smaller distance if the aborted hole is filled with high strength mortar and if under shear or oblique tension load it is not the direction of the load application.
- After installation further turning of the anchor shall not be possible.
- The head of the anchor must be fully engaged on the fixture and show no signs of damage.

Hexstone screw anchor Ankerbolt

**Intended use
Specifications**

Annex B1

Table B1: Installation parameters

Anchor size			SK 6						SK 8		
Head type			H, HF	P	I	C	H, HF	P	C	H	H
Material			Steel 10B21			Stainless A4			Stainless A2	Stainless A4	
Nominal diameter of drill bit	d ₀	[mm]	6						8		
Nominal embedment depth	h _{nom}	[mm]	55			70			52		
Min. hole depth in concrete	h ₁ ≥	[mm]	64			80			65		
Effective anchorage depth	h _{ef}	[mm]	42,6			43,1			22,2		
Clearance hole	d _f	[mm]	9						11		
Thickness of fixture	t _{fix}	[mm]	5-85	-	10-85	5-70	10-70	3-98			
Installation torque ¹⁾	T _{inst}	[Nm]	20	- ¹⁾	20	- ¹⁾	- ¹⁾	- ¹⁾	31		
Wrench size	WS	[mm]	10	-	12,7	-	-	-	13		
Torx size	TX	-	-	40	-	40	-	40	40	-	
Max. power output, machine setting	T _{max} ≤	[Nm]	80			120	80	80	185		

1) Screws can only be set using a impact screw driver.

Table B2: Minimum thickness of member, minimum spacing and edge distance


Anchor size			SK 6				SK 8		
			H, HF, C, P, I			H, HF, C, P		H	H
Material			Steel 10B21			Stainless A4		Stainless A2	Stainless A4
Minimum member thickness	h _{min}	[mm]	100			110		100	
Minimum edge distance	c _{min}	[mm]	40			40		55	
Minimum spacing	s _{min}	[mm]	40			40		55	

Hexstone screw anchor Ankerbolt

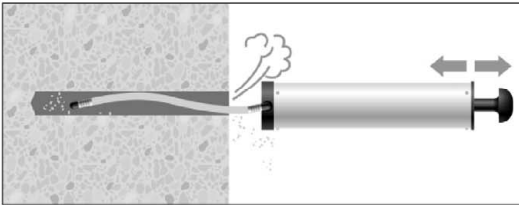
Intended use
Installation parameters

Annex B2

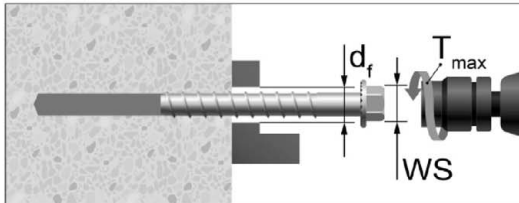
Installation instruction



Drill the hole to the depth h_1 .



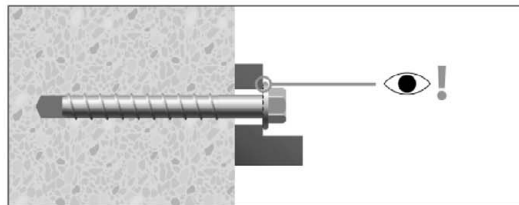
Clean the hole.



Screw in the anchor by using a torque wrench or an impact screw driver.

In case of using torque wrench: T_{inst} acc. to Table B1.

In case of using impact screw driver: T_{max} acc. to Table B1.
WS= Wrench Size



Control of complete setting, full contact of screw head with fixture part.

Hexstone screw anchor Ankerbolt

Intended Use
Installation Instruction

Annex B3

Table C1: Characteristic resistance under tension loading

Anchor size			SK 6					SK 8			
Head type			H, HF, I	C	P	H, HF	C	P	H	H	
Material			Steel 10B21			Stainless A4		Stainless A2	Stainless A4		
Steel failure											
Characteristic resistance	$N_{Rk,s}$	[kN]	19,7			18,1	12,2	12,2	33,0	33,0	
Partial factor	γ_{Ms}	[-]	1,4			1,5		1,5			
Pull-out failure											
Characteristic resistance in cracked and uncracked concrete C20/25	$N_{Rk,p}$	[kN]	5,0	5,0	4,0	5,0	3,5	2,5	2,0		
Increasing factors for $N_{Rk,p}$ in cracked or non-cracked concrete	ψ_c	C30/37	1,22					1,20			
		C40/50	1,41					1,37			
		C50/60	1,58					1,51			
Installation factor	γ_{inst}	[-]	1,0			1,0		1,0			
Concrete cone failure											
Effective anchorage depth	h_{ef}	[mm]	42,6			43,1		22,2			
Characteristic edge distance	$c_{cr,N}$	[mm]	1,5 h_{ef}								
Characteristic spacing	$s_{cr,N}$	[mm]	3,0 h_{ef}								
Installation factor	γ_{inst}	[-]	1,0			1,0		1,0			
Factor for cracked concrete	$k_{cr,N}$	[-]	7,7								
Factor for uncracked concrete	$k_{ucr,N}$	[-]	11,0								
Splitting failure											
Proof of splitting is required	-	[-]	Yes			Yes		Yes			
Characteristic edge distance for splitting	$c_{cr,sp}$	[mm]	1,5 h_{ef}			1,5 h_{ef}		2,5 h_{ef}			
Characteristic anchor spacing for splitting	$s_{cr,sp}$	[mm]	3,0 h_{ef}			3,0 h_{ef}		5,0 h_{ef}			
Installation factor	γ_{inst}	[-]	1,0			1,0		1,0			
Factor for cracked concrete	$k_{cr,N}$	[-]	7,7								
Factor for uncracked concrete	$k_{ucr,N}$	[-]	11,0								

Hexstone screw anchor Ankerbolt

Performance
Characteristic values under tension loading

Annex C1

Table C2: Characteristic resistance under shear loading

Anchor size			SK 6				SK 8			
Head type			H, HF, I	C	P	H, HF	C	P	H	H
Material			Steel 10B21		Stainless A4			Stainless A2	Stainless A4	
Setting depth	h_{nom}	[mm]	55		70			52		
Effective embedment depth	h_{ef}	[mm]	42,6		43,1			22,2		
Steel failure without lever arm										
Characteristic resistance	$V_{Rk,s}$	[kN]	7,9		9,0	6,1	6,1	13,2		
Ductility factor	k_7	[-]	0,8							
Partial factor	γ_{Ms}	[-]	1,5		1,25			1,25		
Steel failure with lever arm										
Characteristic resistance	$M^0_{Rk,s}$	[Nm]	15,9		14,6	9,9	9,9	35,9		
Partial factor	γ_{Ms}	[-]	1,5		1,25			1,25		
Concrete pryout failure										
k-factor	k_8	[-]	1,0		1,0			1,0		
Partial factor	γ_{Mcp}	[-]	1,5							
Concrete edge failure										
Effective length of anchor in shear loading	ℓ_f	[mm]	42,6		43,1			22,2		
Effective diameter of anchor	d_{nom}	[mm]	5,37						7,4	
Partial factor	γ_{Mc}	[-]	1,5							

Hexstone screw anchor Ankerbolt

Performance
Characteristic values under shear loading

Annex C2

Table C3: Characteristic values for resistance to fire (Tension)

Anchor size				SK 6						SK 8								
Head type				H, HF, I	C	P	H, HF	C	P	H	H							
Material				Steel 10B21			Stainless A4			Stainless A2	Stainless A4							
Partial factor		$\gamma_{M,fi}$	[-]	1,0			1,0			1,0								
Steel failure																		
Characteristic resistance	R30	$N_{Rk,s,fi}$	[kN]	0,23			0,23			0,8								
	R60	$N_{Rk,s,fi}$	[kN]	0,20			0,20			0,7								
	R90	$N_{Rk,s,fi}$	[kN]	0,16			0,16			0,5								
	R120	$N_{Rk,s,fi}$	[kN]	0,11			0,11			0,4								
Pull-out failure																		
Characteristic resistance in concrete \geq C20/25	R30	$N_{Rk,p,fi}$	[kN]	1,3			1,0			1,3			0,9		0,6		0,5	
	R60																	
	R90																	
	R120	$N_{Rk,p,fi}$	[kN]	1,0			0,8			1,0			0,7		0,5		0,4	
Concrete cone failure																		
Characteristic resistance in concrete \geq C20/25	R30	$N^0_{Rk,c,fi}$	[kN]	2,0			2,1			0,4								
	R60																	
	R90																	
	R120	$N^0_{Rk,c,fi}$	[kN]	1,6			1,7			0,3								
Effective embedment depth		h_{ef}	[mm]	42,6			43,1			22,2								
Minimum member thickness		h_{min}	[mm]	100			110			100								
Spacing		$s_{cr,N,fi}$	[mm]	4 h_{ef}														
		s_{min}	[mm]	40						55								
Edge distance		$c_{cr,N,fi}$	[mm]	2 h_{ef}														
Fire exposure from one side only		c_{min}	[mm]	40						55								
Fire exposure from more than one side				≥ 300 mm														

Hexstone screw anchor Ankerbolt

Performance
Characteristic values for resistance to fire

Annex C3

Table C4: Characteristic values for resistance to fire (Shear)

Anchor size				SK 6						SK 8	
Head type				H, HF, I	C	P	H, HF	C	P	H	H
Material				Steel 10B21			Stainless A4			Stainless A2	Stainless A4
Partial factor		$\gamma_{M,fi}$	[-]	1.0							
Steel failure without level arm											
Characteristic resistance	R30	$V_{Rk,s,fi}$	[kN]	0,23			0,23			0,8	
	R60	$V_{Rk,s,fi}$	[kN]	0,20			0,20			0,7	
	R90	$V_{Rk,s,fi}$	[kN]	0,16			0,16			0,5	
	R120	$V_{Rk,s,fi}$	[kN]	0,11			0,11			0,4	
Steel failure with level arm											
Characteristic resistance	R30	$M^0_{Rk,p,fi}$	[Nm]	0,18			0,18			0,9	
	R60	$M^0_{Rk,p,fi}$	[Nm]	0,16			0,16			0,7	
	R90	$M^0_{Rk,p,fi}$	[Nm]	0,13			0,13			0,5	
	R120	$M^0_{Rk,p,fi}$	[Nm]	0,09			0,09			0,4	
Pry-out failure											
k_8			[-]	1,0			1,0			1,0	
Characteristic resistance	R30	$V_{Rk,cp,fi}$	[kN]	2,0			2,1			0,4	
	R60										
	R90										
	R120	$V_{Rk,cp,fi}$	[kN]	1,6			1,7			0,3	
Concrete edge failure											
Characteristic resistance	$\leq R90$	$V_{Rk,c,fi}$	[kN]	$V^0_{Rk,c,fi} = 0,25 * V^0_{Rk,c}$							
	R120	$V_{Rk,c,fi}$	[kN]	$V^0_{Rk,c,fi} = 0,20 * V^0_{Rk,c}$							

Hexstone screw anchor Ankerbolt

Performance
Characteristic values for resistance to fire

Annex C4